


4000 SERIES ROTATING JOINTS INSTALLATION INSTRUCTIONS


Document No: TL 7 24EG
Release Date: 01.05.2008
Rev. No: 00




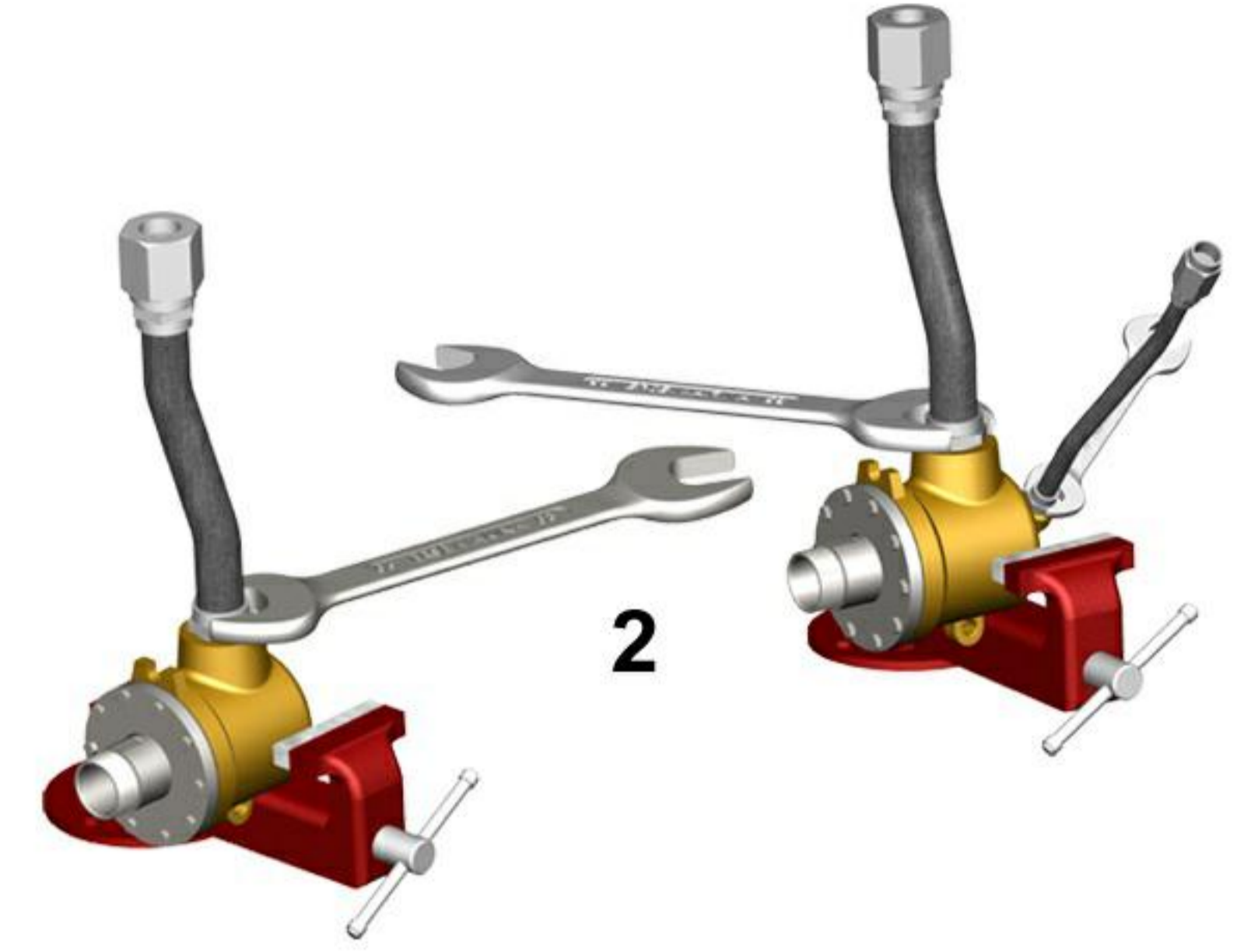
1. First hold the rear of the joint in a bench vise and assemble the flexible hoses.

2. If rotating joint is used with a dual flow elbow, assemble the dual flow elbow, return hose and siphon pipe while the joint is hold in the bench vise.

3. After assembling the hoses, install the joint to the machine. When installing, pay attention not to install eccentrically.

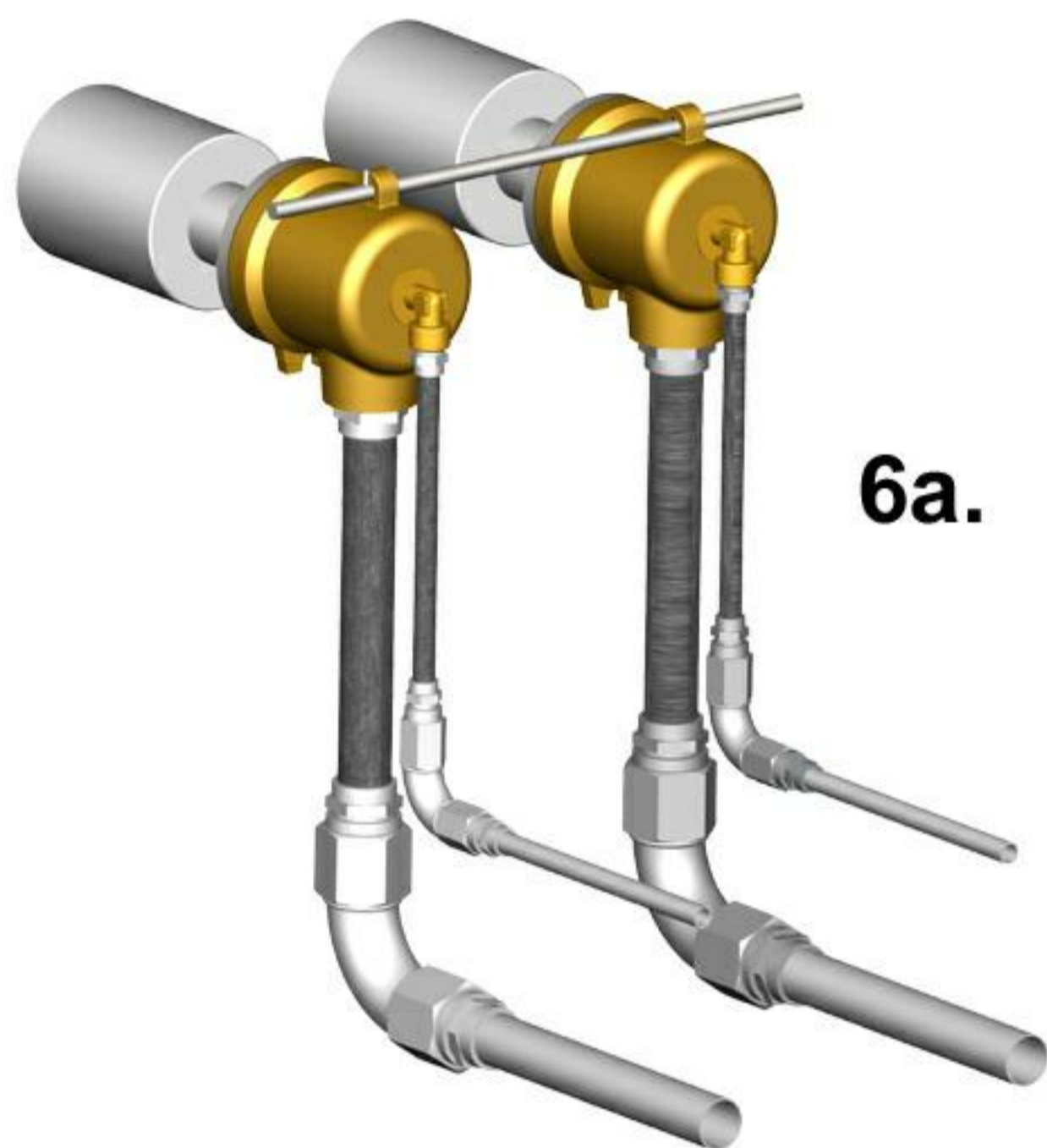


4. Connect supply and return lines to the hoses. Control the flexibility of the hoses. Be sure that the hoses are flexible and will be flexible under the pressure and temperature of the medium. Never install the joint directly to the supply and return pipes.



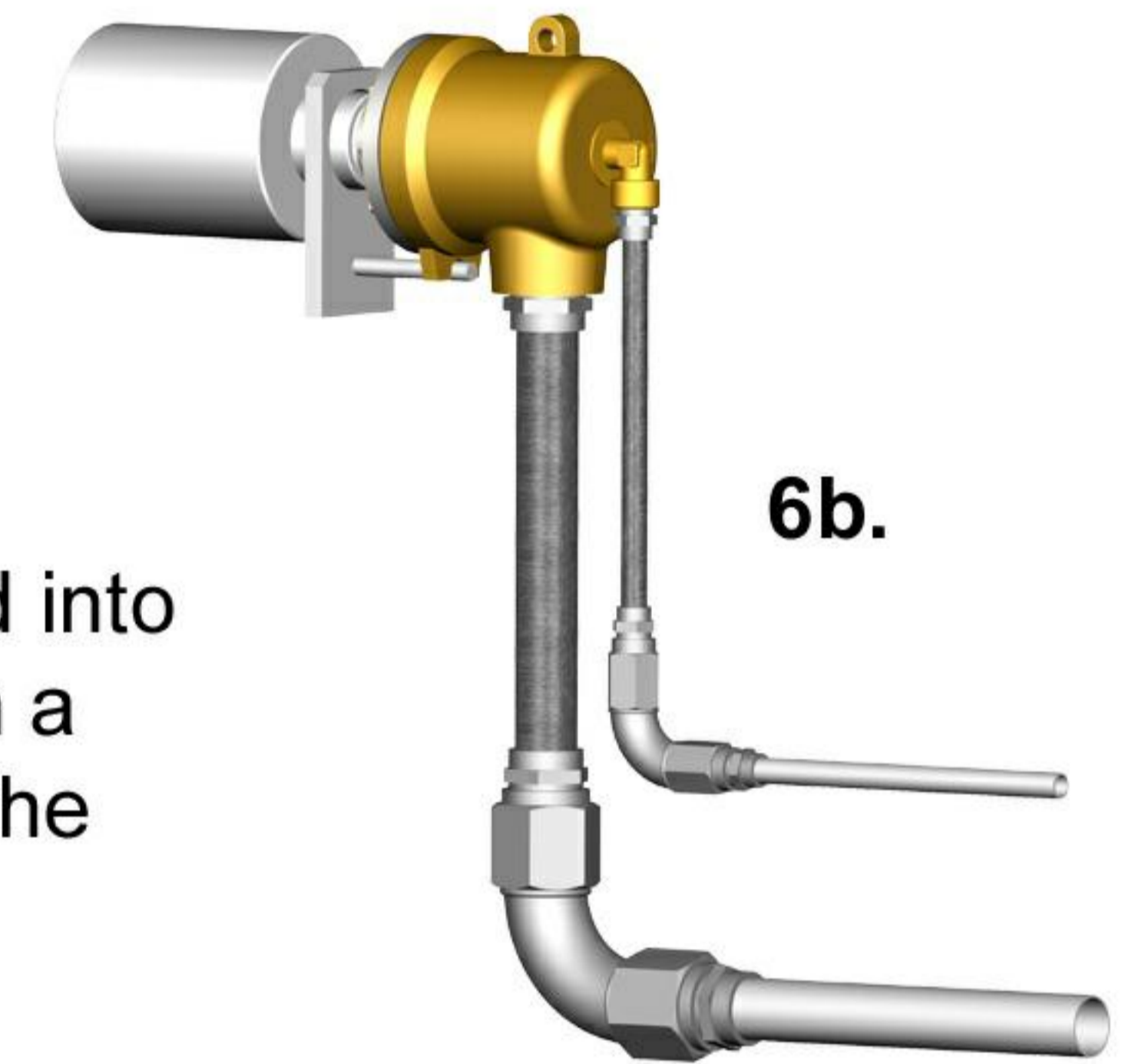
5. After assembling, check if running is smooth. If not, disassemble the joint from the machine and assemble it again.

6. Because of the friction torque between seal faces, fixed part of the rotating joint has to be fixed with a rod or a locking mechanism. 4000 Series has anti rotation holes on the housing.




6a.

After installing the joint to the machine, install the anti rotation rod into one of the holes on the housing. Never tie more than 2 joints with a single rod. Fix the rod to one of the holes of the joints and leave the rod to float.



6b.

4000 SERIES ROTATING JOINT HOSE INSTALLATIONS



1. Do not anchor rotary joint. Rotary joints are designed to float with the flexible hoses.

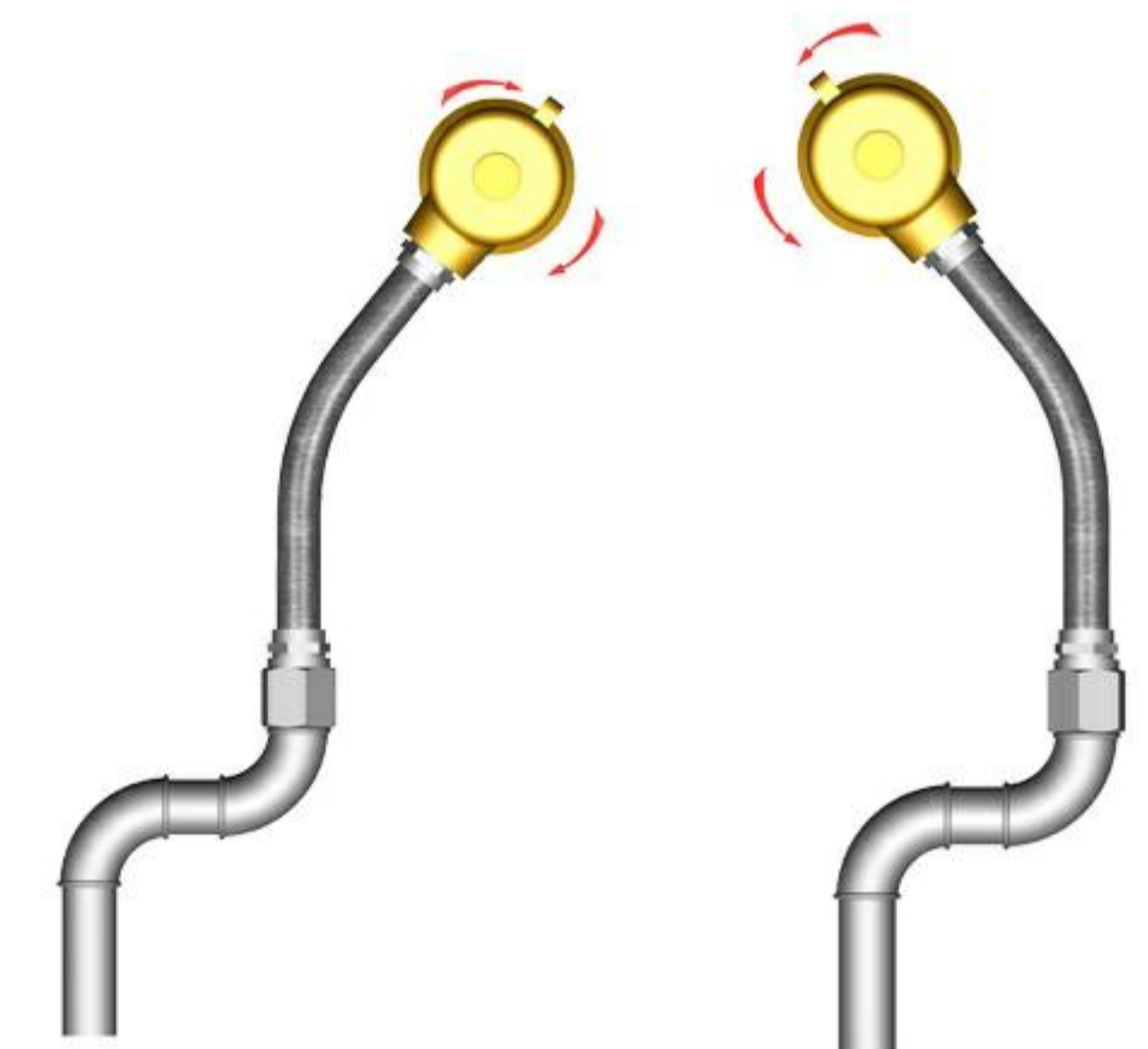
2. Do not pipe directly. Always use flexible hoses.

3. For steam, hot oil and water use steel flexible hoses; for air and hydraulic use rubber or steel flexible hoses.

4. Install hose with curve in direction of rotation.

5. Flexible hoses must not be twisted during operation. Twisted hoses lose flexibility. Use pipe fittings for proper installation.

6. If rotating joint and pipe axis are not on the same axis, hose must be installed with a smooth curve.



ROTOTECH MAKİNA SAN. VE DIŞ. TİC. LTD. ŞTİ.

Perpa Tic. Merk. B Blok K:2 No:27

Şişli - İstanbul - Rep. Of TÜRKİYE

+90 (212) 320 02 33

+90 (212) 320 02 34

+90 (212) 320 06 73

www.rototech.com.tr

email:info@rototech.com.tr

